


A HOME TO ENABLE

# Taree, NSW



■  
*"We shape our buildings,  
thereafter they shape us."*

WINSTON CHURCHILL



DPN CASA CAPACE

## Beautiful living experiences for Australians with disabilities

A home to enable. We've created a beautiful living environment matched with assistive technology capabilities and innovation in its build. This home represents contemporary living at its finest.

Like nothing before, this home has been purposely designed with the residents in mind. It offers occupants functionality, accessibility and durability. This stylish home lives up to rigorous quality and safety standards, providing an exceptional living space.

Located in an established community, this home brings hand-picked, curated interiors and colour palettes, fixtures and finishes with an emphasis on design, coupled with a calm, luxury feel.


Built to SDA Design Category: Improved Livability, Fully Accessible, Robust and High Physical Support.



	3 	2 	1 	3 	2 	1 
	HIGH PHYSICAL SUPPORT	FULLY ACCESSIBLE	ROBUST	IMPROVED LIVEABILITY		
Dwelling 1	✓	✓	X	✓		
Dwelling 2	✓	✓	X	✓		

*“These homes are built on the unwavering philosophy that functionality and beautiful design should be accessible to all.”*

**AARON STEVENS**  
Architect

A modern bedroom with a bed, wardrobe, and bedside table. The room features a large bed with a dark grey duvet and two light-colored pillows. A wardrobe with a hanging rack is visible in the background. A bedside table with a lamp and a small container is next to the bed. The room has a light-colored wall and a dark wood floor.

## PROPERTY INCLUSIONS

### A home to enable

#### BEDROOMS

An accessible, wheelchair-friendly wardrobe. The doors have a wider than standard design for wheelchair access with an additional wheelchair charging bay in the wardrobe. Structural supports can accommodate a hoist if required. All external sliding doors have a zero threshold, meaning the surfaces are completely flush with no trip hazards.

#### KITCHENS

Equipped with high quality, state of the art appliances with better haptic feedback and accessible features to enable easier use. Height adjustable benches to accommodate cooking from a wheelchair. A drawer fridge off the bench, easy to reach from a seated position. Residents can get a glass of cold or hot water using just their fist with the Zip HydroTap.

## LAUNDRIES

Height adjustable benchtops are accessible from a standing or seated position to enable chores to be done independently. All cupboards have full length handles in colours carefully selected to provide contrast for the visually impaired. Dedicated wheelchair charging bays are purposely built in to maximise space.

## SUPPORT WORKER OFFICES

Secure medicine fridge, filing and storage lockers are available for resident and support worker's safety and privacy. The office is lockable with a secure exit to the patio. An admin control panel on the wall gives full access to all automation in the house. Support workers can sleep on a fold down bed for maximum space efficiency.





PROPERTY INCLUSIONS

## A home to enable

### BATHROOMS

Fully accessible to Australian Standards 1428.1. Reinforced ceilings and walls to take a hoist, fittings or fixtures, if required. A warm colour palette and high-quality fittings give a calm luxurious feel. The bathroom doors can be automated to provide easy access into the room.

With an information panel on both sides of the door, occupants can see if the room is in use and if the door has been successfully locked. The wall mounted sink is custom designed and accessible from either a seated or standing position and a storage unit is provided for each participant.

### LIVING / DINING

High ceilings provide light and open space, with large communal living areas. Automation of the lights, curtains and entertainment system can easily be included and controlled by Siri or with the Apple Home app. The porcelain floor tiles have been selected for their non-porous nature and ability to repel germs.

### CAR SPACES

The carport and car spaces are fully accessible and designed for transport vehicles. A mini-bus with rear or side loading can pull up and easily get people in and out.

## OUTDOOR LIVING

The doorways to the garden have a zero threshold, meaning the surfaces are completely flush, no steps or trip hazards. With participants in mind, the accessible garden is 600mm high, enabling gardening from a wheelchair. Seating is integrated, creating a perfect place for able bodied visitors to sit. A communal BBQ is located between the dwellings with shelter under the patio or awning.



## SECURITY

The house features 6 flood lights with security cameras built in. The cameras have on-device artificial intelligence that monitors and alerts support workers of unusual activity. Cameras are also equipped with facial recognition, object detection and animal recognition technology. The video intercom system is linked with the support workers and participants as required.



TAREE NSW

## Community profile

### SHOPPING

Located only a short distance away in the main town there are three shopping centres offering a wide range of supermarkets and speciality stores – Taree Central Shopping Centre, Manning Mall and Pulteney Arcade.

### ENTERTAINMENT

Enjoy a range of entertainment with many clubs, pubs cafes and restaurants including The Royal Hotel Taree, Wynter Tavern, Exchange Hotel, Manning River Hotel and Club Taree to name a few.

### MEDICAL

Located in Taree, within 3 minutes drive, is Manning Base Public Hospital and Mayo Private Hospital is 5 minutes away. Further out of town and within 30km is Wingham Community Hospital and Forster Private Hospital. The area is also supported by over 50 specialist medical services within 10kms, including physiotherapy, speech pathologists and occupational therapists.

### FITNESS

To keep active, you can access local swimming pools, parks and fitness centres within a short distance.





## TRANSPORT

Bus route 313 takes you from the house to central Taree. From here you can get route 311 to Taree North and Chatham and route 312 to Cundletown. From Taree Central you can get regional buses to Forster, Old Bar, Manning Point, Wingham, Harrington and Lansdowne.





#### ABOUT CASA CAPACE

## Changing the landscape, for good

Casa Capace has been developed specifically to cater for Australians requiring Specialist Disability Accommodation (SDA). Our experience and expertise enables a more attractive home, with greater flexibility and value for participants of the National Disability Insurance Scheme (NDIS).

It's our mission to challenge the unmet demand for SDA housing and to positively influence the lives

of thousands of NDIS participants, their families, friends and those who care for them.

Casa Capace is a registered provider of SDA with the NDIS.


We partner with high quality Supported Independent Living (SIL) providers to create beautiful homes for Australians with disabilities.

**BELIEVING IN BETTER**

**How do I live in a Casa Capace home?**

To live in our homes you need to:

1. Be a participant of the NDIS.
2. Have SDA included in your NDIS plan.  
If you are not sure about this, please contact us and we will assist you in finding out if you qualify.
3. Once you qualify, we work with our SIL partner(s) to help get you into a beautiful Casa Capace home.



*“Our passion is to help you live the life you want.”*

**SAM KHALIL**

*Group Managing Director*

CONTACT US TODAY

 **DPN** | *Casa Capace*

SDA PROVIDER

Casa Capace

E. [mycasa@dpn.com.au](mailto:mycasa@dpn.com.au)

P. 1300 723 318

w. [casacapace.com.au](http://casacapace.com.au)

SIL PROVIDER

Northcott

E. [accommodation@northcott.com.au](mailto:accommodation@northcott.com.au)

P. 1300 925 754

w. [northcott.com.au](http://northcott.com.au)



SPECIALIST  
DISABILITY  
ACCOMMODATION  
ALLIANCE



PROPERTY REFERENCE NUMBER CCP-0053

*Live the life you want™*