


A HOME TO ENABLE

Oran Park, NSW



■
*"We shape our buildings,
thereafter they shape us."*

WINSTON CHURCHILL



DPN CASA CAPACE

Beautiful living experiences for Australians with disabilities

A home to enable. We've created a beautiful living environment matched with assistive technology capabilities and innovation in its build. This home represents contemporary living at its finest.

Like nothing before, this home has been purposely designed with the residents in mind. It offers occupants functionality, accessibility and durability. This stylish home lives up to rigorous quality and safety standards, providing an exceptional living space.

Located in an established community, this home brings hand-picked, curated interiors and colour palettes, fixtures and finishes with an emphasis on design, coupled with a calm, luxury feel.

Built to SDA Design Category:
High Physical Support.



DUAL HOME

2

1

1


4

2

1

“These homes are built on the unwavering philosophy that functionality and beautiful design should be accessible to all.”

AARON STEVENS
Architect

A modern bedroom with a bed, wardrobe, and bedside table. The room features a large bed with a dark grey duvet and two pillows. A wardrobe with a hanging garment is visible in the background. A bedside table with a lamp and a small object is next to the bed. The room has a light-colored wall and a dark wood floor. The text is overlaid on a semi-transparent dark grey box in the lower right corner.

PROPERTY INCLUSIONS

A home to enable

BEDROOMS

An accessible, wheelchair-friendly wardrobe. The doors have a wider than standard design for wheelchair access with an additional wheelchair charging bay in the wardrobe. Structural supports can accommodate a hoist if required. All external sliding doors have a zero threshold, meaning the surfaces are completely flush with no trip hazards.

KITCHENS

Equipped with high quality, state of the art appliances with better haptic feedback and accessible features to enable easier use. Height adjustable benches to accommodate cooking from a wheelchair. A drawer fridge off the bench, easy to reach from a seated position. Residents can get a glass of cold or hot water using just their fist with the Zip HydroTap.

LAUNDRIES

Height adjustable benchtops are accessible from a standing or seated position to enable chores to be done independently. All cupboards have full length handles in colours carefully selected to provide contrast for the visually impaired. Dedicated wheelchair charging bays are purposely built in to maximise space.

SUPPORT WORKER OFFICES

Secure medicine fridge, filing and storage lockers are available for resident and support worker's safety and privacy. The office is lockable with a secure exit to the patio. An admin control panel on the wall gives full access to all automation in the house. Support workers can sleep on a fold down bed for maximum space efficiency.





PROPERTY INCLUSIONS

A home to enable

BATHROOMS

Fully accessible to Australian Standards 1428.1. Reinforced ceilings and walls to take a hoist, fittings or fixtures, if required. A warm colour palette and high-quality fittings give a calm luxurious feel. The bathroom doors can be automated to provide easy access into the room.

With an information panel on both sides of the door, occupants can see if the room is in use and if the door has been successfully locked. The wall mounted sink is custom designed and accessible from either a seated or standing position and a storage unit is provided for each participant.

LIVING / DINING

High ceilings provide light and open space, with large communal living areas. Automation of the lights, curtains and entertainment system can easily be included and controlled by Siri or with the Apple Home app. The porcelain floor tiles have been selected for their non-porous nature and ability to repel germs.

CAR SPACES

The carport and car spaces are fully accessible and designed for transport vehicles. A mini-bus with rear or side loading can pull up and easily get people in and out.

OUTDOOR LIVING

The doorways to the garden have a zero threshold, meaning the surfaces are completely flush, no steps or trip hazards. With participants in mind, the accessible garden is 600mm high, enabling gardening from a wheelchair. Seating is integrated, creating a perfect place for able bodied visitors to sit. A communal BBQ is located between the dwellings with shelter under the patio or awning.



SECURITY

The house features 6 flood lights with security cameras built in. The cameras have on-device artificial intelligence that monitors and alerts support workers of unusual activity. Cameras are also equipped with facial recognition, object detection and animal recognition technology. The video intercom system is linked with the support workers and participants as required.



ORAN PARK NSW

Community profile

SHOPPING

Oran Park Podium offers the choice of several cafes and eateries, including the local Woolworths supermarket and a Myhealth medical centre. The Narellan town centre is only a short drive away (7km) and provides you with all the well-known retailers, casual dining and a cinema.

FITNESS

To keep active, you can access local swimming pools, parks and fitness centers within a short distance.

HOSPITALS

The area is well serviced with public hospitals including Camden Hospital, Campbelltown Hospital and Northside MacArthur Clinic. Supported by more than 50 specialist medical services within 10kms, including physiotherapy, speech pathologists and occupational therapists.

ENTERTAINMENT

Enjoy a range of entertainment with many clubs, pubs and restaurants including The Village Narellan, Gregory Hills Hotel, Harrington's Bar and Grill, Gledswood Hills Country Club and plenty to choose from at Narellan Town Centre.



TRANSPORT

Oran Park is serviced with excellent public transport. Leppington Station is the closest train station, which is a 25 minute bus ride away. Several bus routes including Oran Park to Campbelltown (896), Narellan to Minto via Oran Park (850) and Oran Park to Leppington (858).





ABOUT CASA CAPACE

Changing the landscape, for good

Casa Capace has been developed specifically to cater for Australians requiring Specialist Disability Accommodation (SDA). Our experience and expertise enables a more attractive home, with greater flexibility and value for participants of the National Disability Insurance Scheme (NDIS).

It's our mission to challenge the unmet demand for SDA housing and to positively influence the lives

of thousands of NDIS participants, their families, friends and those who care for them.

Casa Capace is a registered provider of SDA with the NDIS.


We partner with high quality Supported Independent Living (SIL) providers to create beautiful homes for Australians with disabilities.

BELIEVING IN BETTER

How do I live in a Casa Capace home?

To live in our homes you need to:

1. Be a participant of the NDIS.
2. Have SDA included in your NDIS plan.
If you are not sure about this, please contact us and we will assist you in finding out if you qualify.
3. Once you qualify, we work with our SIL partner(s) to help get you into a beautiful Casa Capace home.



“Our passion is to help you live the life you want.”

SAM KHALIL
Group Managing Director

CONTACT US TODAY

 **DPN** | *Casa Capace*

SDA PROVIDER

Casa Capace

E. mycasa@dpn.com.au

P. 1300 723 318

w. casacapace.com.au

SIL PROVIDER

Northcott

P. 1300 601 868

w. northcott.com.au



SPECIALIST
DISABILITY
ACCOMMODATION
ALLIANCE



PROPERTY REFERENCE NUMBER CCP-0001

Live the life you want™